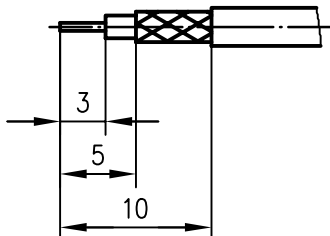


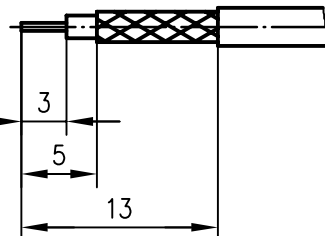
Abisoliermaße *stripping instruction*

①



②

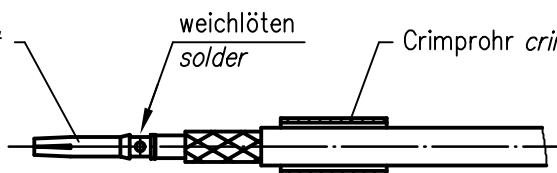
Folie bündig mit Geflecht *
foil even with braid *



Kontaktbuchse *contact socket*

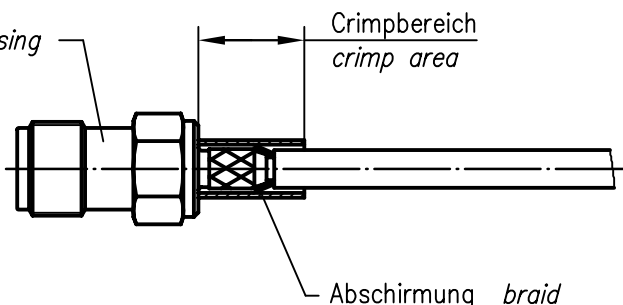
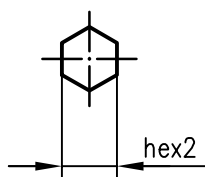
weichlöten
solder

Crimprohr *crimp ferrule*



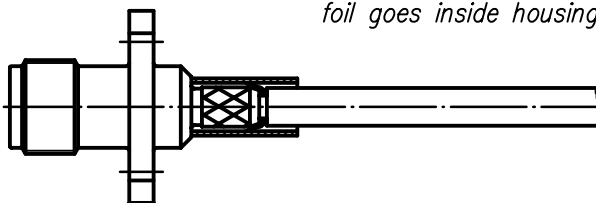
Gehäuse *housing*

Crimpbereich
crimp area



Abschirmung *braid*

Folie in den Crimpschluß schieben*
foil goes inside housing*



* nur für Kabel mit Folie / *only for cables with foil*

XX	Crimpeinsatz <i>crimp insert</i>	6kt.1 x Länge <i>hex1 x length</i>	6kt.2 x Länge <i>hex2 x length</i>	Abisoliermaße <i>stripping instruction</i>	
03	N01001A0009		3.25x8	①	
05	N01001A0005		5.41x8	②	
13	N01001A0010		2.67x8	①	
14	N01001A0014		3.65x8	①	

c	13573	11.07.02	MA
b	12656	06.07.01	MA
a	7000	14.08.96	BE
Index <i>index</i>	Änderung <i>modification</i>	Datum <i>date</i>	Name <i>name</i>

	Datum <i>date</i>	Name <i>name</i>
Gez. <i>drawn</i>	04.07.94	PU
Gepr. <i>app'd</i>	04.07.94	BE

**Serie SMA crimp
Series SMS crimp**

Unterl.-
Art R TG-Nr.
T00100C0700



Original
original A4 Blatt
sheet 1/1

Maßstab
scale 2:1

Ersatz für/
replacement for Zeichnung vom 05.07.90